


**User's Manual  
Mode d'emploi  
Bedienungsanleitung  
Käyttöohje**

**HM34**



Humidity and  
temperature meter  
Feuchtigkeits- und  
Temperaturmeter

Humidité- et  
températuremètre  
Kosteus- ja  
lämpötilamittari

Ref. HM34-U262en-1.1

Vaisala Oy  
P.O. Box 26  
FIN - 00421 Helsinki  
FINLAND  
Tel. +358 9 89 491  
Telefax: +358 9 89 49 485  
Homepage: <http://www.vaisala.com>

**VAISALA**  
SENSOR SYSTEMS

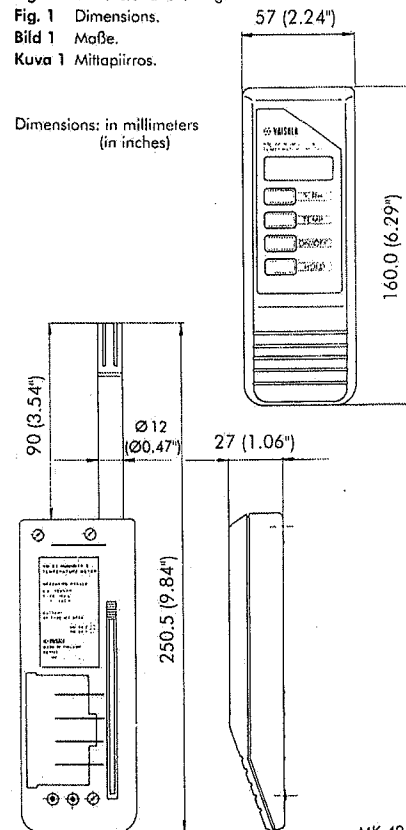
Printed in Finland 1996

© Vaisala Oy

**VAISALA**  
SENSOR SYSTEMS

Fig. 1 Dimensional drawing.  
Fig. 1 Dimensions.  
Bild 1 Maße.  
Kuva 1 Mittapiirros.

Dimensions: in millimeters  
(in inches)



MK 4255

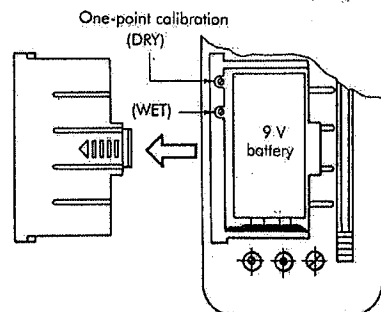
**Fig. 2** One-point calibration.  
**Fig. 2** Etalonnage 1 point.  
**Bild 2** Einpunkt-Eichung.  
**Kuva 2** Yksipistekalibrointi.

Note: For one-point RH calibration adjust trimmer pot. "DRY" only.

Remarque: Pour l'étalonnage 1 point, ajuster seulement le potentiomètre de réglage «DRY».

Bitte beachten: Für Einpunkt-Eichung nur Trimmerpotentiometer „DRY“ einstellen.

Huom: Yksipistekalibroinnissa säädettävään vain trimmeripotentiometriä "DRY".



MK 4262

## CONTENTS

	Page
1. Product description	1
2. Operation	2
3. Calibration and maintenance	3
4. Spare parts and accessories	4
5. Technical specifications	5

## TABLE DES MATIERES

	Page
1. Description de l'appareil	7
2. Mode d'emploi	8
3. Etalonnage et entretien	9
4. Pieces detachees et accessoires	10
5. Caracteristiques techniques	11

## INHALT

	Seite
1. Beschreibung	13
2. Bedienung	14
3. Eichung und Wartung	15
4. Ersatzteile und Zubehör	16
4. Technicshe Daten	17

## SISÄLTÖ

	Sivu
1. Tuotekuvaus	19
2. Käyttö	20
3. Kalibrointi ja huolto	21
4. Varaosat ja lisätarvikkeet	22
5. Tekniset tiedot	23

WARRANTY - GARANTIE - GARANTIE - TAKUU 25

# USERS' MANUAL

## HM34

### Relative humidity and temperature meter

## 1. PRODUCT DESCRIPTION

The HM34 is a battery-operated pocket-size meter for the measurement of ambient relative humidity and temperature. humidity and temperature sensors are housed at the tip of extendable probe, where a semipermeable membrane protects the humidity probe against water and dust. For easy the meter features a HOLD function for the display and automatic power-off function.

For humidity measurement, the HM34 utilizes Vaisala's high accuracy, high-reliability HUMICAP<sup>®</sup> humidity sensor, the sensor. Temperature measurement is based on a Pt 100 temperature sensor.

The meter is intended for ambient measurements in such applications as:

- spot checks
- industrial monitoring and inspections
- occupational health and safety
- laboratory and research use

The meter is available with the display calibrated for either degrees Celsius (°C) or degrees Fahrenheit (°F).

## 2. OPERATION

The meter has four function pushbuttons and a display (Fig. 3).

### 1. On/off pushbutton (ON/OFF)

To switch the power on, press the ON/OFF pushbutton. This will automatically start the measurement of relative humidity (%RH).

### 2. Temp measurement pushbutton (TEMP)

For temperature measurement, press the TEMP pushbutton. TEMP measurement mode is indicated by a (+) or a (-) on the display. Display calibration is either in degrees Celsius (°C) or Fahrenheit (°F) as marked on the sticker on the backside of the meter.

### 3. RH measurement pushbutton (%RH)

Relative humidity is always positive. If a colon (:) is indicated in front of the displayed reading, the meter reads "negative" RH. This condition may occur e.g. when the meter has not been calibrated after sensor change.

### 4. Reading hold pushbutton (HOLD)

Pressing the HOLD pushbutton locks the reading in the display. A (▲) indicates the HOLD mode. The meter remains in HOLD mode until measurement is resumed by pressing any of the pushbuttons except ON/OFF.

### 5. Low battery indication

When battery voltage is low, a (B) is displayed. To ensure troublefree operation, replace the battery after about 50 h of operation.

### Automatic power-off

The meter automatically switches off after about 3 minutes, unless a pushbutton is pressed or the meter is set in HOLD mode.

### Operating voltage

The meter uses a standard 9 V transistor battery (type IEC 6F22). The battery is located under a protective lid on the backside of the meter (Fig. 2).

## 3. CALIBRATION AND MAINTENANCE

Calibration and maintenance of the meter should be performed at regular intervals which depend on the conditions of use and the desired accuracy, but at least once a year. A one point calibration may be performed for the HM34 meter by adjusting the trimmer potentiometer marked "DRY" (Fig. 2). This field calibration can be performed against a calibrated Vaisala humidity meter. For a higher-accuracy two-point calibration use a Vaisala HMK11 calibrator and saturated salt solutions as described in the Operating Manual of the HMK11. The calibration is done first for the dry end and then for the wet end by adjusting trimmer potentiometers "DRY" and "WET" respectively. The potentiometers are located under the protective lid of the battery compartment (Fig. 2).

### Replacing the sensors

When you replace a defective H-sensor package with a new one, make sure you handle the package with care. After installation, calibrate the humidity sensor. If the "WET" trimmer potentiometer has not been adjusted from its factory setting, a one point calibration is sufficient. Otherwise, perform a two point calibration with an HMK11 calibrator. Replacement of the Pt 100 temperature sensor requires no recalibration.

#### Chemical tolerance of the humidity sensor (HUMICAP®)

Long-term exposure of the sensor to certain chemicals and gases may shorten its life. The following list gives suggested maximum ambient concentrations for some typical chemicals:

- 1. Organic solvents: 1000...10 000 ppm (typ.)
- 2. Aggressive chemicals:  
(e.g. strong acids such as SO<sub>2</sub>, H<sub>2</sub>SO<sub>4</sub>, H<sub>2</sub>S, HCl, Cl<sub>2</sub> etc.) 1...10 ppm (typ.)
- 3. Weak acids: 100...1000 ppm (typ.)
- 4. Bases: 10 000...100 000 ppm (typ.)

Detailed information on allowed concentrations are available on request from your Vaisala representative.

#### 4. SPARE PARTS AND ACCESSORIES

	Part no.
HUMICAP® H-sensor	15202
Temperature sensor Pt 100 (1/3 DIN 43760B)	10429
Sintered filter 133 µm	0195
Plastic grid	6221
HMK11 humidity meter calibrator	
Battery IEC 6F22	0332

#### 5. TECHNICAL SPECIFICATIONS

Measurement range  
humidity 0...100 %RH  
temperature -20...+60 °C or  
-4...+140 °F

Accuracy (at +20 °C):  
(including nonlinearity and hysteresis)  
relative humidity  
against factory references ±1 %RH  
against field references ±2 %RH (0...90 %RH)  
±3 %RH (90...100 %RH)  
temperature ±0.3 °C (+0.5 °F)

##### NOTE:

When the HM34 is used in an electromagnetic field of 3 V/m, with the frequency of 200 - 220 Mhz, the temperature deviation is max. ±3 °C.

Temperature dependence: ±0.04 %RH/°C  
±0.02 °C/°C  
Resolution: 0.1 %RH  
0.1 °C (0.1 °F)

Response time for humidity (at +20 °C): 15 s  
Display: 3 1/2-digit LCD  
HOLD function: pushbutton hold for displayed value  
Supply voltage: 9 V battery (IEC 6F22)  
Battery operating time: 50 h (typ.)  
Automatic power-off: after 3 minutes, unless HOLD is activated

LS  
Humidity: HUMICAP® H-sensor  
(part no. 15202)  
Temperature: Pt 100 (1/3 DIN 43760B)  
Sensor protection: plastic grid  
standard (part no. 6221)  
optional 133 µm sintered filter  
(part no. 0195)  
Weight: 250 g  
Ordering information: HM34C  
(with °C temp. display)  
HM34F  
(with °F temp. display)



Information and specifications in this manual subject to change without notice.

Copyright Vaisala Oy, 1996.

HUMICAP is a registered trademark of the Vaisala Company.

## MANUEL D'UTILISATION

### HM34 Appareil de mesure de l'humidité et de la température

#### 1. DESCRIPTION DE L'APPAREIL

Le HM34 est un appareil de mesure destiné aux mesures de température et d'humidité relative. Les capteurs de température et d'humidité sont situés à la pointe de la sonde rétractable et le capteur de température est protégé par un filtre à membrane. L'appareil possède une fonction de maintien de la valeur lue et un arrêt automatique.

Le HM34 est un appareil de grande précision et très fiable, équipé du capteur-H performant de Vaisala, HUMICAP® et du capteur de température Pt 100.

Cet appareil de mesure fonctionnant sur pile convient aux applications suivantes:

- surveillance des locaux
- industrie
- protection du travail
- laboratoires et recherche

Le HM34 est disponible avec des échelles de mesure Celsius (°C) ou Fahrenheit (°F).



# The Rental Specialist

[\[Homepage\]](#) [\[Company Profile\]](#) [\[Careers\]](#) [\[Contact Us\]](#) [\[Quality\]](#) [\[Search\]](#) [\[News\]](#)


## Indoor Air Quality

### Environmental Monitoring Rental Equipment

*Instruments that sample and analyze air quality and its constituents in the workplace and other conditioned environments.*

[PDF Print Version](#)

### VAISALA HUMIDITY AND TEMPERATURE METER



#### GENERAL SPECIFICATION

- Fast response,  $\pm 2\%$  accuracy

This handy pocket-sized meter provides fast and accurate spot-checks of relative humidity and temperature, with a next-generation humidity sensor that is accurate, durable and insensitive to dust and most chemical contaminants. The "hold" button lets the user retain an RH or temperature reading, until it has been noted or recorded.

#### TECHNICAL SPECIFICATIONS

	Temperature	Humidity
<b>Range</b>	-4 to 140F	0 to 100% RH
<b>Accuracy</b>	$\pm 0.5F$	$\pm 2\%$ at 0 to 90% RH, $\pm 3\%$ at 90 to 100% RH
<b>Resolution</b>	0.1F	0.1%
<b>Power</b>	9V battery, 50 hours operation	
<b>Dimensions (HWD)</b>	6.3" x 2.2" x 1.1"	
<b>Weight</b>	8 oz	

[\[Top\]](#)

[\[Offshore Survey Rental Equipment\]](#)

[\[ROV & Trencher Rental Equipment\]](#)

[\[RVI Rental Equipment\]](#)

[\[NDT Rental Equipment\]](#)

[\[Diver Inspection Rental Equipment\]](#)

E.&O.E.

Request Information

© 2003 Ashtead Technology Ltd.

Latest Update: 21/08/2002